


Import



Bookings



ride access pass



easy read



I

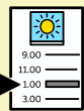


might



already

have



booked

to



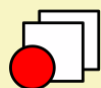
use



my



ride access pass



before

the



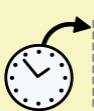
app.



ok

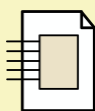


I



just

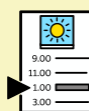
need to



import



my










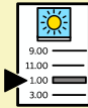





booking

by



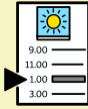
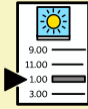
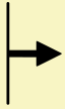



following the steps below.

1  I  need  to go  on  my  find my

 ride access pass  pre  book  for the  day  I  would like to add to the

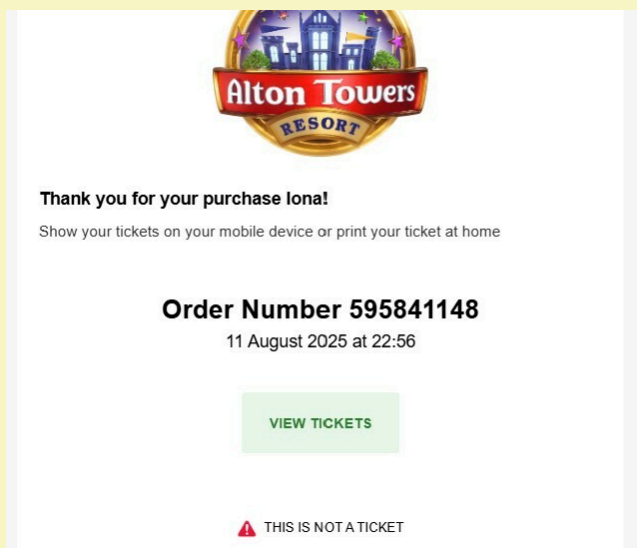
 app.

 My  ride access pass  pre  book  was sent from  the email address

noreply@accessoticketing.com.

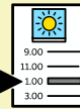
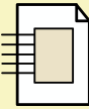
On my email there will be an order number I will need

123
to put this number in my app on step 3.

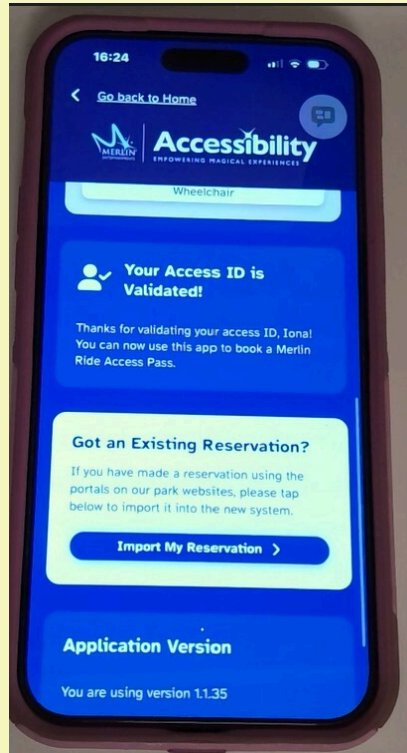
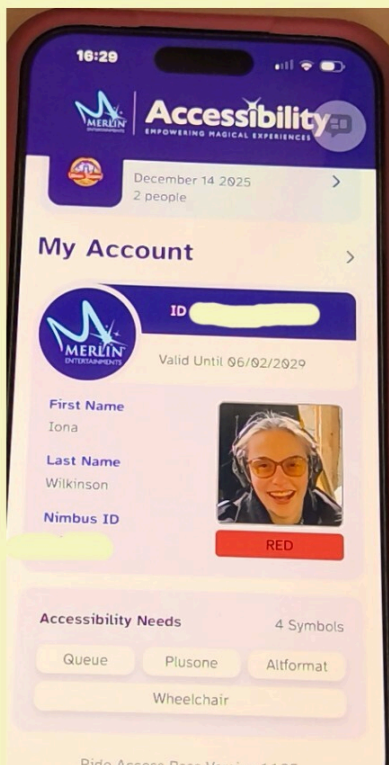


2

step 2: I will open my app and click my account.




Then I can select import my reservation.




3



step 3: I need to enter the information in the boxes.



I will select the theme park my booking is for.

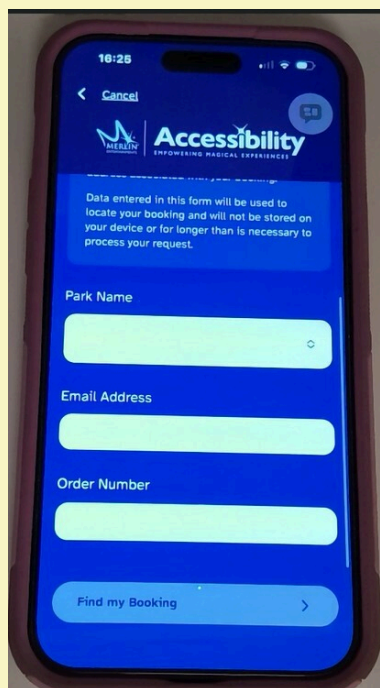


123

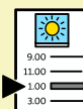


1

Type my email address and order number I found in step 1.



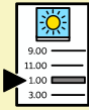
4



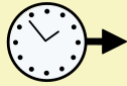
step 4: All I need to do is click find booking and my



ride access pass



reservation

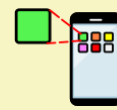


will

be added to



my



app.



The ride access pass



app

is



only

at



Alton Towers

as of 21.11.25.



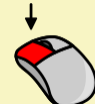
latest



updates

can be found at [accesscoasters.com](https://www.accesscoasters.com)

and



clicking



[information](#)



[posts.](#)